


CATCH
Catechetical Enrolment System



Digital Church Office

connect | empower | grow

User Guides




1. **Register** Child
2. **Transfer** Parish

Register Child

1. Create Child Account


Welcome

Login to view and access *myCatholicSG*



Login Create Account

A red arrow points to the 'Create Account' link.




myCatholicSG

Let's sign up

FULL NAME (as in NRIC/FIN/Passport)

Email

Password

By clicking "Sign Up", I agree to the [terms and conditions](#) of use governing myCatholic.sg, a digital church initiative of the Roman Archdiocese of Singapore to better serve the online needs of our Catholic community.

Sign Up

Click the Verification Link in this Email to Verify your MyCatholicSG Account. External Inbox x

 MyCatholicSG <noreply@mycatholic.sg> to me

Hello [redacted]

Follow this link to verify your email address.

[redacted]

If you didn't ask to verify this address, you can ignore this email.


Thanks,

Your MyCatholicSG team

2. Setup Child Account

Welcome

Login to view and access *myCatholicSG*




[Login](#) [Create Account](#)

Hi, please log in


Email

Password


[Log In](#)

Setup your profile



Mobile Number

Singapore Immigration Status


NRIC

Note: Your full identification is not stored but please produce your ID for verification when attending events.

Confirm NRIC

Year of Birth

Parish

[Set Up](#)

3. Generate Access Code

Good evening, [blurred]


[myProfile](#) [myBookings](#)

What would you like to do today?


New: See [Mass Schedules](#)

[Mass Schedules](#) [Mass Intentions](#) New

[Bulletin](#) [Catechesis](#) New



UNREGISTERED




myCatholicSG

You're not currently enrolled in any parish.

What would you like to do?


[ADD PARENT](#) [BACK TO HOME](#)



Generate Access Code

Please copy the code once it is generated. This is the only time it will be visible.

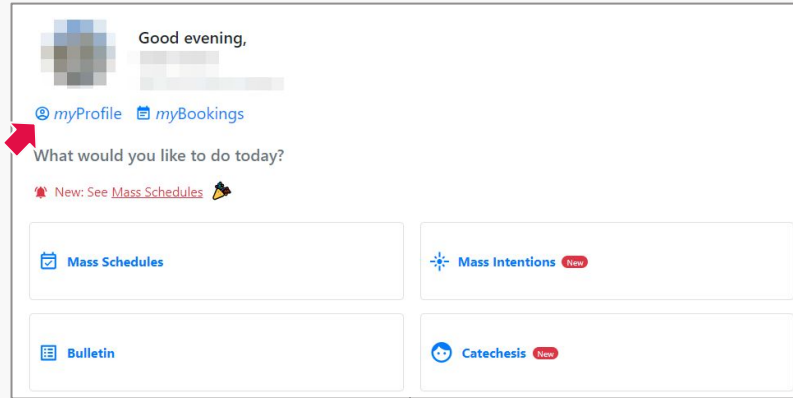
[Generate](#)

 Click code to copy.

(copy this code)

[Back to Menu](#)

4. Logout from Child Account



Good evening,

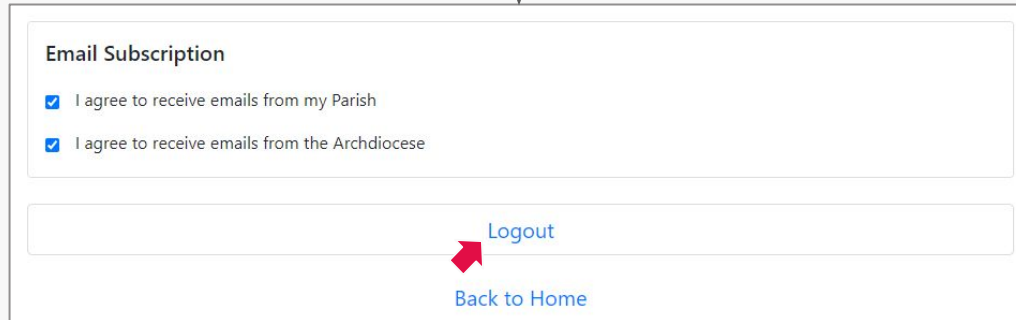
[myProfile](#) [myBookings](#)

What would you like to do today?

New: See [Mass Schedules](#)

Mass Schedules	Mass Intentions New
Bulletin	Catechesis New

A screenshot of a user dashboard. At the top, it says "Good evening," followed by a blurred profile picture and name. Below that are two links: "myProfile" and "myBookings". A red arrow points to the "myProfile" link. Underneath is the question "What would you like to do today?" followed by a notification: "New: See Mass Schedules" with a bell icon. The dashboard is divided into four cards: "Mass Schedules", "Mass Intentions" (with a "New" tag), "Bulletin", and "Catechesis" (with a "New" tag). A vertical arrow points from the bottom of this dashboard to the next screenshot.



Email Subscription

- I agree to receive emails from my Parish
- I agree to receive emails from the Archdiocese

[Logout](#)


[Back to Home](#)

A screenshot of an "Email Subscription" form. It has two checked checkboxes: "I agree to receive emails from my Parish" and "I agree to receive emails from the Archdiocese". Below the form is a white button with the text "Logout" in blue. A red arrow points to the "Logout" button. Below the button is the text "Back to Home" in blue.

5. Create Parent Account


Welcome

Login to view and access *myCatholicSG*



Login Create Account

A red arrow points from the 'Create Account' text to the right.




myCatholicSG

Let's sign up

FULL NAME (as in NRIC/FIN/Passport)

Email


Password

By clicking "Sign Up", I agree to the [terms and conditions](#) of use governing myCatholic.sg, a digital church initiative of the Roman Archdiocese of Singapore to better serve the online needs of our Catholic community.

Sign Up

Click the Verification Link in this Email to Verify your MyCatholicSG Account. External Inbox x

 MyCatholicSG <noreply@mycatholic.sg> to me

Hello [redacted]

Follow this link to verify your email address.

[redacted]

If you didn't ask to verify this address, you can ignore this email.


Thanks,

Your MyCatholicSG team

6. Setup Parent Account

Welcome

Login to view and access *myCatholicSG*




[Login](#) [Create Account](#)

Hi, please log in


Email

Password


[Log In](#)

Setup your profile



Mobile Number

Singapore Immigration Status


NRIC

Note: Your full identification is not stored but please produce your ID for verification when attending events.

Confirm NRIC

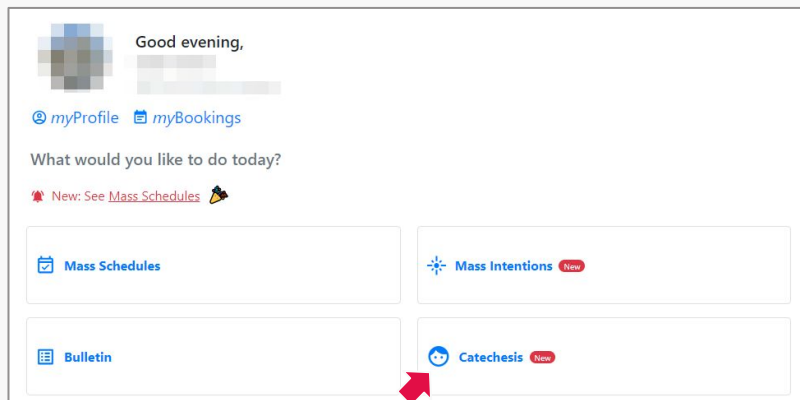
Year of Birth

Parish

[Set Up](#)

7. Setup Guardian Particulars



Good evening,

[myProfile](#) [myBookings](#)

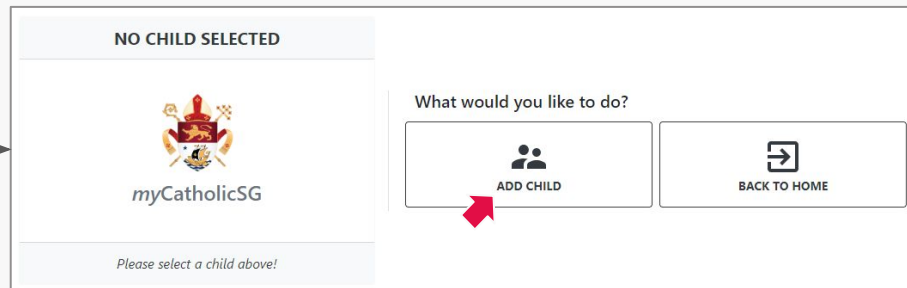
What would you like to do today?

New: See [Mass Schedules](#)


[Mass Schedules](#) [Mass Intentions](#) New

[Bulletin](#) [Catechesis](#) New

A red arrow points to the Catechesis button.



NO CHILD SELECTED

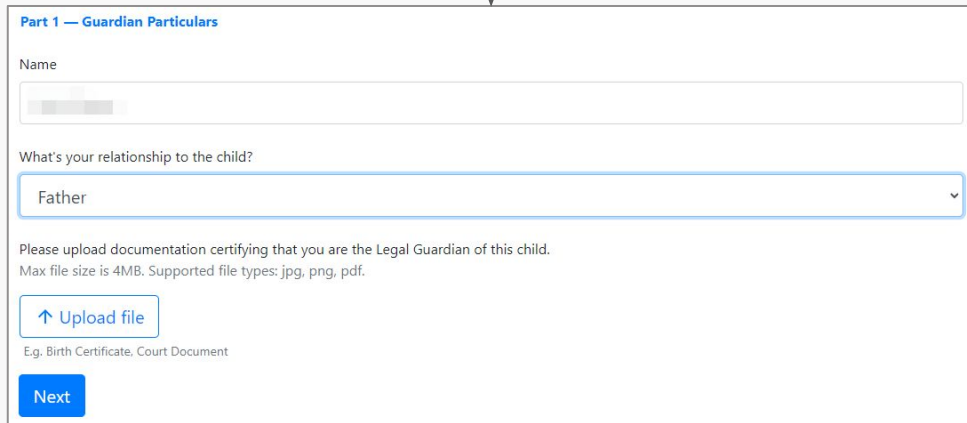

myCatholicSG

Please select a child above!

What would you like to do?

[ADD CHILD](#) [BACK TO HOME](#)

A red arrow points to the ADD CHILD button.



Part 1 — Guardian Particulars

Name

What's your relationship to the child?

Please upload documentation certifying that you are the Legal Guardian of this child.
Max file size is 4MB. Supported file types: jpg, png, pdf.

[Upload file](#)



Eg. Birth Certificate, Court Document

[Next](#)

8. Use Access Code

Part 2 — Link with Child Account

To link your Guardian Account with a Child account, please follow the steps below.


- 1 Get your child's account
- 2 Go to  Catechesis >  Guardian Setup on your child's account
- 3 Follow the steps to generate an access code
Note: The access code will expire in 24 hours.
- 4 Copy the access code from your child's account
- 5 Return to this screen and enter the access code generated

(paste copied code here)

(then click verify)

9. Access Registration Form

UNREGISTERED



Your child is not currently enrolled in any parish.


What would you like to do?

ADD CHILD

REGISTER

BACK TO HOME

St Stephen	Parish Catechesis	1 Oct	31 Dec
St Teresa	Parish Catechesis	22 Oct	17 Dec
St Vincent de Paul	Parish Catechesis	1 Oct	28 Feb

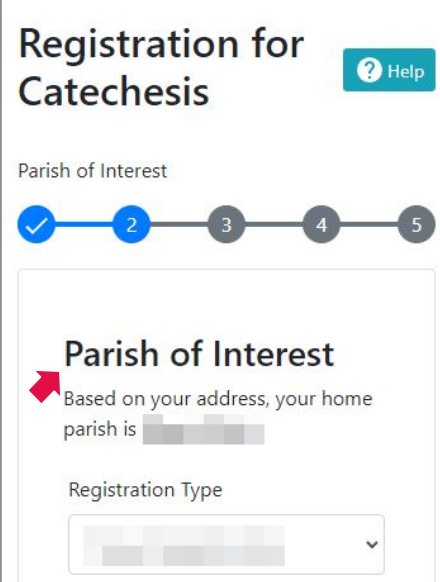
 Please have all Sacramental Certificates (e.g., Baptism Cert, Confirmation Cert) on hand before proceeding.

Begin Registration



10. Indicate Registration Type

(fill in the form until this step)



The screenshot shows a web form titled "Registration for Catechesis" with a "Help" button. Below the title is a progress indicator with five steps: 1 (checked), 2 (current), 3, 4, and 5. The form content includes a "Parish of Interest" section with a red arrow pointing to a text input field containing "Based on your address, your home parish is [redacted]". Below this is a "Registration Type" section with a dropdown menu showing "[redacted]" and a downward arrow.

- **New Registration:** if your child was never catechised before.
- **Existing Onboarding:** if your child is currently catechised, and your Parish is moving onto the system.
- **External Transfer-In:** if your child is transferring from a Parish **outside** the system, to a Parish **inside** the system.

11. Fill & Submit Registration

e-Consent

Please read the following statements carefully, then acknowledge that you have read and accept terms needed to continue the registration.

Parent's responsibilities

I commit to sharing my Catholic faith with my child at home and bringing my child for Mass every week.

Collection and use of personal information

- I agree to the collection, storage, retention, adaptation, modification, reading, retrieval, use, transmission, blocking, erasure or destruction ("Processing") of the personal data provided by me in this form ("Personal Data").
- I agree to the church entity processing the Personal Data for a registration to a course by the church entity ("Catechesis").
- I agree to the church capturing photos/videos/audio which may contain my/my child's image/audio, and may be used for archival & publicity purposes on the church's website & publications.

Catechist's rights


- I agree to the Catechist creating a mobile or web communication channel for parents to facilitate communication.
 - I agree to the Catechist registering the child for online sessions on digital platforms (e.g. Zoom, Google Meet) if necessary.
- I have read, fully understand and accept the obligation to educate my child in the faith and prepare for a eucharistic life
- I have read and consent to the processing of my personal data

Back

Submit

(after completing form)

12. Wait for Acceptance




Transfer Parish

1. Access Transfer Form


Catechesis e-Service Help

Welcome, [REDACTED]!

Current Child










ACCEPTED



Your child is currently enrolled!

What would you like to do?

 ADD CHILD	 CLASS FUND
 UPDATE CONTACT	 TRANSFER PARISH
 CONFIRMATION FORM	 BACK TO HOME



2. Fill & Request Transfer

Parish of Interest

Based on your address, your home parish is [REDACTED]

Which parish are you applying to?

Please select ▼

Programme

Please select ▼

Timeslot

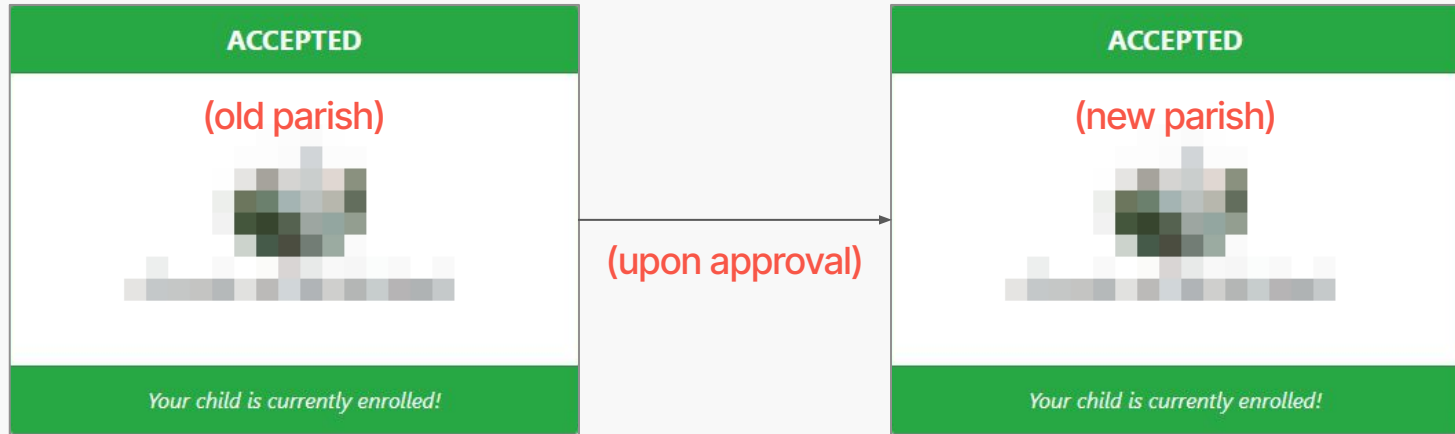
Please select ▼

Reason for transfer

0/100


(after completing form)

3. Wait for Approval



4. Withdraw Request

ACCEPTED

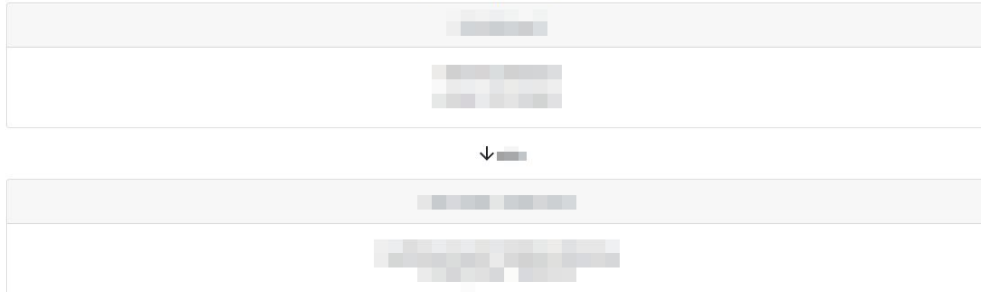


Your child is currently enrolled!

What would you like to do?

- ADD CHILD
- CLASS FUND
- UPDATE CONTACT
- TRANSFER PARISH
- CONFIRMATION FORM
- BACK TO HOME

You already have a pending transfer!



↓

Back to Menu

Withdraw Request